



# DRILLING Accessories



## Single Switch Control Panel

With amp meter, dual outlet-single switch control both gauge max at: 15, 18 or 20 amp  
Part # 4277537 (115V)  
Part # 4277538 (230V)



## Dual Switch Control Panel

With amp meter, dual outlet two switches to control each outlet, gauge max at: 15, 18 or 20 amp  
Part # 4243000 (115V)  
Part # 4243075 (230V)



## Digital Dual Switch Control Panel

With amp meter, dual outlet two switches to control each outlet, gauge max at: 15, 18 or 20 amp  
Part # 4243012 (115V)



## DK42 Control Panel

With amp meter, volt meter, motor reversing switch, vacuum pump switch, single and three phase outlets  
Part # 4243006 (220V)



## Heavy Duty On/Off Switch

Used on Core Bore and Milwaukee motors  
Part # 4244021 (115V)  
Part # 4243021 (230V)




## EDI Control Panel Dual Switch/Outlet



CONTROL PANELS/AMP METERS					
Description	Voltage	Part #	Cat #	Weight (lbs)	
Dual Switch/Dual Outlet	115V	4243000	01724	5	
Dual Switch/Dual Outlet	230V	4243075	01729	5	
Single Switch/Dual Outlet	115V	4277537	01851	4	
Single Switch/Dual Outlet	230V	4277538	01852	4	
EDI Control Panel Dual Switch/Outlet 25amp	115V	4243002	84961	5	
Heavy Duty On/Off Switch	115V	4244021	01742	2	
Heavy Duty On/Off Switch	230V	4243021	56316	2	
Single On/Off Switch (for Milwaukee motors)	115V	4277583	17617	2	
Dual Switch/Dual Outlet (for Milwaukee motors)	115V	4277582	47203	5	
Dual Switch/Outlet for Weka DK22&DK32	115V	4277594	03325	5	
Dual Switch/Outlet for Weka DK22&DK32	230V	4277595	84217	5	
Control Panel 1 & 3 Phase for Weka DK42	220V	4243006	01726	5	
Digital Dual Switch Control Panel	115V	4243012	37464	6	
Single Switch Control Panel Bracket Kit for M-1/M-2	---	4699968	49262	1	
M-2 Bracket Kit for Single Switch Control Panel to M-2 Roller Carriage	---	4699981	69502	2	
EZ Cord Adapter - 30amp twist lock to 15 amp straight male end	115V	4699131	94366	1	



Vacuum Pump with fittings and integrated on/off switch



## EZ Cord Adapter

12" long cord for use on CB744, Weka DK32 (110V) Core Drills and C16 Electric Saw.  
12AWG - 115V30 Amp to 15 Amp  
Part # 4699131

VACUUM PUMPS					
Description	Voltage	Part #	Cat #	Weight (lbs)	
Gast 1/8 HP, 24hg, vacuum pump with fittings-M-1/M-2*	115V	4244075	01767	9	
Gast 1/8 HP, 24hg vacuum pump with fittings-M-1/M-2	230V	4244076	01769	9	
Gast 1/8 HP, 24hg vacuum pump with fittings-M-3/M-4*	115V	4244077	01770	9	
Gast 1/8 HP, 24hg vacuum pump with fittings-M-3/M-4	230V	4244079	01772	9	
Gast 1/8 HP, 24hg vacuum pump without fittings	115V	2600016	00443	8	
Gast 1/8 HP, 24hg vacuum pump without fittings	230V	2600017	56522	8	
Gast 1/8 HP, 24hg vacuum pump with fittings for A.P.V. base	115V	4244078	01771	9	
Gast 1/8 HP, 24hg vacuum pump with fittings for A.P.V. base	230V	4244080	80355	9	
Gast 1/8 HP, 24hg vacuum pump with fittings-M-5*	115V	4244090	46895	9	
Gast 1/8 HP, 24hg vacuum pump with fittings-M-5	230V	4244091	51410	9	
Vacuum pump cord-100ft, 12 gauge-125V with 15 amp connectors	125V	4699104	15914	15	

\*Includes integrated on/off switch





**Water Swivel  
375 HD**  
5/8"-11 female to  
5/8"-11 male  
Part # 4400014



**Water Swivel  
750 HD**  
5/8"-11 female to  
1.250"-7 male  
Part # 4400013



**Air Vacuum  
Swivel**  
5/8"-11 female to  
1.250"-12 male for  
DVH bits  
Part # 4600125



**M-4 Motor Mount  
Clamp Assembly**  
Allows you to mount the DK12 or  
DK13 on the M-4 (60mm hole)  
Clamp only Part # 4600003  
Handle only - Part # 2400151



**M-6 Spacer Block**  
Allows larger diameter bits to be  
used on rig. See below for other  
rig spacer blocks  
Part # 4640026



**M-2 Roller  
Carriage**  
Adjustable with  
heavy duty rollers  
Part # 4277531



**M-2 Dovetail  
Motor Mount  
Quick Disconnect**  
Removes motor quickly  
Part # 4648007



**M-5 Style Quick  
Disconnect  
for M-1 & M-2**  
Allows use of Outriggers  
Part # 4699961



**7"-M-5 PRO  
Outrigger**  
For the fastest disconnect that  
adds 7" of drilling diameter  
Part # 4400252



**10"-M-5 PRO  
Outrigger**  
For the fastest disconnect that  
adds 10" of drilling diameter  
Part # 4400253

## MOTOR MOUNTS AND DISCONNECTS

Description	Part #	Cat #	Weight (lbs)
M-1/M-3 Dovetail Motor Mount Quick Disconnect	4648010	02150	5
M-2 Dovetail Motor Mount Quick Disconnect	4648007	02147	5
M-2 Carriage to M-1/M-3 Motor Mount Assembly	4641131	85316	5
M-4 Motor Mount Clamp Assembly for Weka Motors	4600003	01987	5
M-4 Motor Mount Assembly for Milwaukee Motors	4600029	02001	5
M-5 Style Quick Disconnect for M-1 and M-2 (allows use of Outrigger)	4699961	46830	10
M-5 PRO Quick Disconnect Outrigger Assembly (adds 7" of drilling diameter)	4400252	38766	10
M-5 PRO Quick Disconnect Outrigger Assembly (add 10" of drilling diameter)	4400253	38767	10
M-5 Quick Disconnect Outrigger 7" Extension Assembly	4400312	84939	10
M-5 Quick Disconnect Outrigger 10" Extension Assembly	4400313	47129	12
Weka to M-2 motor mount assembly (DK22 or larger)	4648033	02161	8
Weka and CB700 to M-1/M-3 motor mount assembly (on Weka-DK22 or larger)	4648031	02160	8
M-1/M-2/M3 motor mount assembly for Milwaukee motors	4648029	02159	10
Weka hand held to M-1/M-3 motor mount assembly	4648004	02144	8
M-1 dovetail motor mount up-grade	4245000	51676	4
M-2 dovetail motor mount up-grade	4242000	01723	4

## WATER AND VACUUM SWIVELS

Water Swivel 1.250"-7 Female to 1.250"-7 Male	4400186	53840	10
Water Swivel 750 HD 5/8"-11 Female to 1.250"-7 Male	4400013	01884	10
Water Swivel 750 HD 5/8"-16 Female to 1.250"-7 Male	4400304	01980	10
Water Swivel 375 HD 5/8"-11 Female to 5/8"-11 Male	4400014	01885	10
Water Swivel 375 HD 5/8"-16 Female to 5/8"-11 Male	4400303	01979	10
Air Vacuum Swivel-5/8"-11 Female to 1.250"-12 Male	4400125	01950	10
Air Vacuum Swivel 5/8"-16 Female to 1.250"-12 Male	4400302	58733	10
1-1/4"-7F 1.250-12M Threaded Adapter for Use on the WEKA DK13 Motor	4400320	75698	3

## ROLLER CARRIAGES

M-2 Roller Carriage Assembly	4277531	01844	15
M-2 Roller Carriage Assembly for Autofeed System (gear box not included)	4277593	02370	10
Gear Box/Carriage Only for M-2 Roller Carriage for Autofeed System	4277598	16635	12

## SPACER BLOCKS

M-1 (2") Spacer Block (adds 4" of drilling capacity)	4400072	01924	5
M-2 (2") Spacer Block (adds 4" of drilling capacity)	4400073	01926	5
M-5 Spacer Block (for electric drill motors only) up to 20" capacity	4600136	47118	15
M-6 Spacer Block (up to 36" capacity) 9.5"	4640026	47072	22
M-6 Spacer Block (up to 48" capacity) 15.5"	4640025	47073	30





# DRILLING Accessories



**Electric Cords** with  
Twist Lock Plug to Straight Plugs



**Spindle Wrench** for  
Core Bore and Milwaukee Motors  
Part # 2400010



## Core Bore Stop Box

Shuts off the electricity to the motor(s) if the core bit hits grounded metal.

Part # 4243050 (115V for 15 amp use)

Part # 4243051 (115 V for 20 amp use)



## E-400F Water Pressure Tank with Fittings

Available without fittings. Heavy duty model for Weka motors available. For dust suppression, not wet core drilling. (3.5 Gallon)



## Trap Rings

Helps keep water and slurry contained.  
(Different versions for M-1, M-2 and M-4 rigs)  
(Max. 3" Diameter Core Bit)  
Various sizes available



## E-350 Water Collector Ring with Teel Pump


Helps keep water and slurry contained.  
(Max. 8" Diameter Core Bit)

## CORING ACCESSORIES

Description	Part #	Cat #	Weight (lbs.)
Spindle Wrench (M32) for Core Bore CB733 & CB744 Motors	2709103	69499	4
1-3/8" Spindle Wrench for Milwaukee Motors	2400010	00201	5
1-1/4" Spindle Wrench for WEKA motors	2400015	00206	5
Electric Cord-50ft, 12GA, 115V, 20amp Twist to 15amp Straight *	4699100	47884	13
Electric Cord-100ft, 12GA, 115V, 20amp Twist to 15amp Straight *	4699101	48548	25
Electric Cord-50ft, 10GA, 115V, 30amp Twist to 15amp Straight **	4699102	47005	16
Electric Cord-100ft, 10GA, 115V, 30amp Twist to 15amp Straight **	4699103	47987	31
DK42 cord-100ft-12 gauge, 250V, 20amp	4699105	49828	5
Power Splitter Sidewinder-230V-2(110V) outlets	2800379	52225	22
Core Bore Stop Box-115V-for 15 amp use	4243050	01728	10
Core Bore Stop Box-115V-for 20 amp use	4243051	22092	10
DK42 Control Panel Supplies 230V current at 1 and 3 phase	4243006	01726	25
DK42 Phase converter 1 phase 230V to 3 phase 230V	4243010	01727	45
E-400F Water Pressure Tank with Fittings	4400021	01894	5
E-400 Water Pressure Tank without Fittings	2600042	00452	5
E-400F HD Water Pressure Tank with Fitting (for Weka Motors)	4400526	15800	5
Trap Ring with 1-1/2" Hose Adapter for M-2 (Max 6" Diameter Bits)	4648058	82178	2
E-150 Trap Ring Only (Max 8" Diameter Bits)	4400016	01887	5
E-300 Dry Trap Ring for Dry Drilling (Max 8" Diameter Bits)	4400018	01891	8
Wet/Dry Vacuum Hose Adapter (Max 8" Diameter Bits)	4400017	01889	1
E-350 Water Collector Ring & Teel Pump (115V) (Max 8" Diameter Bits)	4400015	01886	10
E-350 Water Collector Ring & Teel Pump (230V) (Max 8" Diameter Bits)	4400201	01969	10
Teel Pump (115V) for Trap Rings (Max 8" Diameter Bits)	4400264	96860	5
Teel Pump (230V) for Trap Rings (Max 8" Diameter Bits)	4400101	01940	5


\* For heavy duty on/off switch. \*\* For single and dual switch control panels





## Hole Roughner Tool

Adapter with welded spiked tool for creating a rough surface in a core hole. Useful for providing better adhesion of epoxy anchor systems inside the hole. The spiked end is made up of 6 carbide tips. Includes 1.250"-7 adapter (welded) Ask about sizes not listed.



## Core Catcher Assembly

Attaches to spindle on the top end and an eye-bolt is anchored into the core. The cable is attached to the eye-bolt or hook. Includes: Spindle adapter and catcher cable 8" OD x 10" core maximum or 10" OD x 6" core maximum-Cat # 78095



## The Extractor Core Retrieval Tool

The cable is inserted down the sides of the core. The cable clings to the core as the rings are pulled by hand or lifted by other means. 8" core maximum. Cat # 26386

CORING ACCESSORIES			
Description	Part #	Cat #	Weight (lbs.)
1-7/8" Carbide Hole Roughner with (6) .375" tips	CB1875HR	77440	6
2" Carbide Hole Roughner with (6) .375" tips	CB2000HR	27398	8
3" Carbide Hole Roughner with (6) .375" tips	CB3000HR	28447	10
4" Carbide Hole Roughner with (6) .625" tips	CB4000HR	28448	12
5" Carbide Hole Roughner with (6) .625" tips	CB5000HR	26522	14
CORE REMOVAL			
Core Catcher Assembly Complete	4400327	78095	8
The Extractor-Core Retrieval Tool	2401000	26386	1





## M-2 Autofeed Control System

- Automatically runs your M-2 core rig
- Enables the operator to use several core drills at the same time
- Extremely efficient serial drilling-saves labor especially in hard aggregate
- The unit keeps the motor load at the preset value (17 to 24 amps at 115V; 10 to 15 amps at 230V)
- For use on Weka DK22 through DK32, CB748 and all Milwaukee drill motors
- Autofeed unit consists of control unit and a 2:1 gear box with roller carriage only




### AUTOFEED CONTROL SYSTEMS

Description	Part #	Cat #	Weight (lbs.)
Autofeed Complete with M2 Roller Carriage 115V/30 Amp	5801228	24135	10
Autofeed Complete with M2 Roller Carriage 230V/15 Amp	5800661	91154	10
M-2 Autofeed Control 115V/30 Amp (without M2 carriage)	5800715	75649	20
M-2 Autofeed Control 230V/15 Amp (without M2 carriage)	5800503	48563	12



## PIPE MOUNT SYSTEM

- Works with any Core Bore rig
- Can be used on any size pipe
- Includes base plate, tie-down strap and hardware
- Bit capacity depends on rig being used



### PIPE MOUNT

Description	Part #	Cat #	Weight (lbs.)
Pipe Mount Assembly (Specify Core Rig Model)	4400509	64823	10





## Blade Measuring Gauge

Dial or Digital available: indicates the wear on a diamond blade.


Great for measuring rental blades.

Part # 4400208 (Micrometer), Part # 4400209 (Digital)



## Bit Wear Measuring Adapter Kit

Attaches to the Blade Measuring Gauge to measure core bit wear.  
Part # 4400218



## Vacuum Plate with Wheels

All purpose vacuum base (A.P.V.) that turns your small anchor base into a vacuum base. Up to 6" diameter core bits accepted. Includes: base, vacuum mount, wheel kit and vacuum gasket.

Part # 4247075



## Bit Sharpening Pot

Plastic bucket that includes a cast iron plate and #60 aluminum oxide sand for sharpening dull core bits. The sand acts as an abrasive to expose the diamonds in the segments.

Part # 4400022



## Bit Roller Assembly

with ball bearings.  
Part # 4600300



## Super Nut

Used with drop-in anchors to quickly anchor a rig.

Part # 4400069 (3/8"-16)

Part # 4400070 (1/2"-13)

Part # 4400071 (5/8"-11)



## Super Bit Spacer (metal)

Makes it easier to remove bits from the spindle.

Part # 4600502



## Vacuum Gaskets

Rubber gasket that ensures a positive suction on flat surfaces. Keeps the rig in place.

All rig models available

## MISC ACCESSORIES

Description	Part #	Cat #	Weight (lbs)
Blade Measuring Gauge with Digital Micrometer	4400208	01972	12
Blade Measuring Gauge with Dial Indicator	4400209	01973	12
Bit Wear Measuring Adapter Kit (attaches to Blade Gauge)	4400218	01974	12
Vacuum Plate with Wheels (fits any small anchor base)	4247075	01818	18
Bit Lifting Eye 1.875"-7 Thread Assembly	4400223	64228	2
Bit Lifting Eye 1.250"-7 Thread Assembly	2400190	58593	1
Sharpening Pot and Sand (to sharpen core bits)	4400022	01895	25
Segment Brazing Tool	4400023	01896	1.7
Ceiling Jack for M-1, M-3 & M-5 rigs	4645016	02080	3

## DRILL MOTOR & SPINDLE ACCESSORIES

Bit Roller Assembly	4600300	12624	1
3/8"-16 Super Nut	4400069	01921	1
1/2"-13 Super Nut	4400070	01922	1
5/8"-11 Super Nut	4400071	01923	1
Plastic Bit Washer 1-1/4"	1400030	00034	0.1
Plastic Bit Washer 1-7/8"	1400185	50811	0.1
Copper Bit Washer 1-1/4"	2701563	47477	0.1
Super Bit Spacer (metal) 1-1/4"	4600502	47552	0.2

## VACUUM BASE GASKETS

Vacuum gasket for M-1 vacuum base-50" long (glued)	4645020	02083	.1
Vacuum gasket for M-2 vacuum base-50" long (glued)	4641024	02022	.1
Vacuum gasket for M-3 vacuum base-30-1/2" long (glued)	4643040	02064	.1
Vacuum gasket for M-4 vacuum base-38" long (glued)	4600016	01995	.1
Vacuum gasket for M-5 vacuum base-46" long (glued)	4600132	47445	.1
Vacuum gasket for APV base-48-1/2" long (glued)	4643027	02055	.1

## ANCHORS & SETTING TOOLS

1/2" Anchors (box of 50)	ANCHOR-1/2	46822	4
3/8" Anchors (box of 50)	ANCHOR-3/8	46857	4
1/2" Setting Tool	SETTINGTOOL-1/2	46823	.5
3/8" Setting Tool	SETTINGTOOL-3/8	74846	.5